




Kent County Demographics


County Government

1,939


employees



51.3%
women



48.7%
men



76.0% White

10.8% Black

8.6% Hispanic or Latino

2.9% Two or more races


1.3% Asian

0.4% Other

County Working Population

330,913

working age population



49.2%
women



50.8%
men



77.9% White

6.6% Black

10.2% Hispanic or Latino*

8.6% Two or more races

3.0% Asian

3.2% Other

*The ACS data reports separately on race and ethnicity.

Source: US Census Bureau ACS 5-year 2020-2024 Grand Rapids/Wyoming-Kentwood MSA (updated Q1 of 2026)